



**GURU HARKRISHAN PUBLIC SCHOOL, NANAK PIAO, DELHI**  
**SUMMER VACATION HOMEWORK**  
**CLASS 2 (SESSION 2024-2025)**

**Dear Parents,**

We hope you and your family are safe and healthy as you read this message. Thank you so much for your patience and understanding as we have been adjusting, like you, to the drastic changes in life during the last two years. It all started with a panic in mind; however it ended with a hope in heart. We believe, we all are much stronger after these two years of pandemic! History is being written!

**We hold the pen! Together, we will write the BEST story for our children!**

"Each child is an individual and must be allowed to bloom, express his feelings and ideas.


"My Dear Parents, spend time listening to your child, sharing household chores, playing, laughing, exercising, relaxing and above all praying to the power you believe in.

**General Instructions:**

- Spend quality time with your child engaging him / her in activities based on enhancing his / her power of observation and imagination.
- Encourage your child to play board games e.g. Chess, Ludo, Carrom etc.
- Sensitize your child about the rich cultural heritage by watching different informative channels like 'The National Geographic', Discovery Channel, History Channel etc.
- Communication skills play a pivotal role in grooming the overall personality of the children. Converse with your child in English, Hindi or Punjabi to help him /her develop his / her personality.
- Encourage your child to do the activities himself / herself and appoint specific time to do Homework every day
- Avoid heavy and oily food and increase intake of fresh fruits and water to keep you well hydrated and energetic.
- Spend some time doing yoga, exercise, meditation etc for mental health and physical fitness.
- As you all are aware that it is very hot outside and it is very important to keep hydrated. Easiest way to keep hydrated is to drink lots of water.



## ENGLISH



- 1) Learn and write one story. Make props for it.
- 2) Practice one page writing per day for 10 days.
- 3) Read newspaper daily and write at least 2 new words daily in three in one notebook.
- 4) Write 10 Proper Noun with pictures in three in one notebook.
- 5) Make the project as per your roll number.
  - Roll No.1 to 10 –Change the gender. (5 flash Cards)
  - Roll No.11 to 20 – Singular and Plural.(5flash cards)
  - Roll No. 21 onwards –Opposites.(5flash cards)
- 6) Complete pages 7to9,15 and 16 back exercise in book.
- 7) Learn poem Merry Squirrel.


## MATHS



Learn and write counting from 501 to 700 in 3 in 1 notebook.

- 1) Learn and write table of 2 to 10 in 3 in 1 notebook.
- 2) Make a beautiful scenery with basic geometrical shape like square, rectangle, circle etc. (A3 size sheet)
- 3) Make a working model on below as per your Roll Number.
  - Roll No.1 to 10 –Balance.
  - Roll No.11 to 20 –Clock.
  - Roll No. 21 onwards–Calendar. (For the month in which you were born and paste your picture. Circle your date of birth.)
- 4) Complete chapter 1 to 4 in book.

### EVS



- 1) Draw/Paste picture of different stages of life. (Plant, Human, Hen)
- 2) Grow a plant with the help of seed in a small pot.
- 3) Make a model on -
  - Roll No. 1 to 10 – Means of Transport
  - Roll No. 11 to 20 – Any one Season
  - Roll No. 21 onwards – Any 1 Internal Organ
- 4) Complete pages 1,6, 7, 14, 15, 17, 22 and 23 in book.
- 5) Prepare a chart on healthy and junk food and also paste or draw the picture A-3 size sheet

### GK

- 1) Paste the picture of any 5 famous leaders, monuments and indoor and outdoor games. (In scrap file)
- 2) Make a beautiful mask of an animal/ bird.
- 3) Draw day sky and night sky in scrap file.
- 4) Draw a fruit basket. In fruit basket, draw and colour the fruit of summer season.

### HINDI

- 1) अपनी पुस्तिका मे 10 पृष्ठ सुलेख लिखो।

- 2) 1 से 10 तक की गिनती लिखो।
- 3) कोई 2 शिक्षाप्रद कहानी पढ़ों।
- 4) अपनी पुस्तक की कविता प्रेरणास्त्रोत याद करो।
- 5) अपनी पुस्तक में पेज 13 से 16 और 21 से 24 करो।
- 6) पेड़ हमारे मित्र हैं' पर 10 पंक्तियां लिखो तथा चित्र बनाओ।

PUNJABI

## WORK SHEET

CLASS- I

PUNJABI

ਖਾਲੀ ਥਾਵਾਂ ਭਰੋ:-

ੳ	—	—	ਸ	ਹ
ਕ	—	ਗ	—	ਙ
ਚ	—	—	ਝ	ਞ
ਟ	ਠ	—	ਢ	ਣ
ਤ	ਥ	—	—	ਨ
ਪ	—	ਬ	—	ਮ
ਯ	—	—	ਵ	ੜ

### ਸ਼ਬਦ ਨੂੰ ਸਹੀ ਚਿੱਤਰ ਨਾਲ ਮਿਲਾਓ

MATCH THE PICTURE



ਬਲਬ



ਕਲਮ



ਸੜਕ

ਕਣਕ



ਮਟਰ



ਕਮਲ



ਪਰਸ

ਭਗਤ

ਗਰਮ

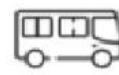
ਬਟਨ

ਲਸਟ

ਰਬੜ



### ਦੇ ਅੱਖਰਾਂ ਵਾਲੇ ਸ਼ਬਦ - ਚਿੱਤਰ ਦੇਖ ਕੇ ਲਿਖੋ



10



### ਕੰਨਾ ਸ਼ਬਦ ਨੂੰ ਸਹੀ ਚਿੱਤਰ ਨਾਲ ਮਿਲਾਓ

MATCH THE PICTURE



ਜਾਲ



ਨਾਗ



ਹਾਰ



ਘੜਾ

ਗਲਾਸ



ਗਾਜਰ

ਗਮਲਾ



ਅਨਾਰ

ਟਮਾਟਰ

ਬਰਸਾਤ

ਤਲਵਾਰ



ਡਾਕਟਰ



ਟ

ਕੰਨਾ ਸ਼ਬਦ - ਚਿੱਤਰ ਦੇਖ ਕੇ ਲਿਖੋ  
WRITE KANNA MATRA SHABAD

ਆ





## ਸਿਹਾਰੀ ਸ਼ਬਦ ਨੂੰ ਸਹੀ ਚਿੱਤਰ ਨਾਲ ਮਿਲਾਓ

MATCH THE PICTURE



ਦਿਲ



ਲਿਖ



ਨਹਿਰ

ਪਿਨ



ਦਿਨ

ਟਿਕ



ਹਿਰਨ

ਸਿਰ

ਮਿਰਚ

ਸ਼ਹਿਦ



ਸਿਹਾਰੀ ਸ਼ਬਦ - ਚਿੱਤਰ ਦੇਖ ਕੇ ਲਿਖੋ

WRITE SIHARI MATRA SHABAD














## ਬਿਹਾਰੀ ਸ਼ਬਦ ਨੂੰ ਸਹੀ ਚਿੱਤਰ ਨਾਲ ਮਿਲਾਓ

MATCH THE PICTURE



ਨਦੀ



ਸੀਟੀ



ਕੀੜੀ

ਜੀਪ



ਤੀਰ



ਘੜੀ

ਸਰੀਰ



ਮਸ਼ੀਨ

ਦੀਪਕ

ਕਮੀਜ਼



ਬਿਹਾਰੀ ਸ਼ਬਦ - ਚਿੱਤਰ ਦੇਖ ਕੇ ਲਿਖੋ

WRITE BIHARI MATRA SHABAD











- ਵਰਕਸ਼ੀਟਾਂ ਦਾ ਪ੍ਰਿੰਟ ਲੈਕੇ ਪੰਜਾਬੀ ਦਾ ਕੰਮ ਕਰੋ ਅਤੇ ਚਿੱਤਰਾਂ ਵਿੱਚ ਰੰਗ ਭਰੋ ।
- TAKE THE PRINTOUTS, DO PUNJABI WORK WITH COLOUR AND ALSO COLOUR THE PICTURES.
- ਰੰਗਾਂ ਦਾ ਇੱਕ ਚਾਰਟ ਬਣਾਓ
- MAKE CHART ON COLOURS ON A3 SHEET.
- ਫਲਾਂ ਅਤੇ ਸਬਜ਼ੀਆਂ ਦਾ ਇੱਕ ਇਕ ਚਾਰਟ ਬਣਾਓ
- MAKE CHART ON FRUITS & VEGETABLES ON A3 SHEET.

(NOTE: USE PENCIL COLOURS & MAKE CHARTS ON A3 SHEETS.)

PASTE ALL PUNJABI WORKSHEETS IN PUNJABI NOTEBOOK.

### DIVINITY

- Learn the Shabad – Sant Jana .....
- Learn the Ardaas.
- Make the Greetings on Guru Harkrishan Sahib Ji.
- Visit the Gurdwara Sahib & Do any two sewa. Paste the picture in Divinity Copy.